

NCEMA Web Statistics

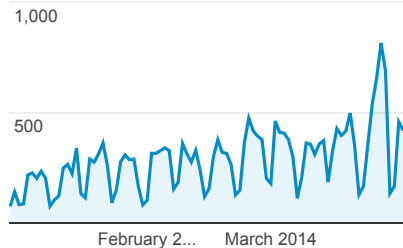
Jan 1, 2014 - Mar 31, 2014

All Sessions
100.00%

+ Add Segment

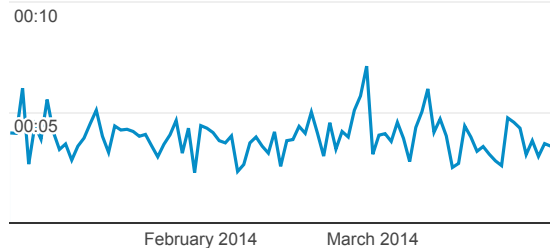
Visits

Sessions



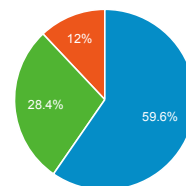
Avg. Visit Duration

Avg. Session Duration



Visits by Traffic Type

organic direct referral



Visits

25,399

% of Total: 100.00% (25,399)



Avg. Time on Page

00:01:44

Site Avg: 00:01:44 (0.00%)



% New Visits

64.72%

Site Avg: 64.72% (0.00%)



Visits by Browser

Browser	Sessions
Internet Explorer	9,284
Chrome	7,827
Safari	4,303
Firefox	2,044
Android Browser	918
BlackBerry	668
Safari (in-app)	153
Opera Mini	77
Opera	65
S40 Ovi Browser	19

Visits and Avg. Visit Duration by Country / Territory

Country / Territory	Sessions	Avg. Session Duration
United Arab Emirates	20,597	00:04:12
Saudi Arabia	826	00:02:20
United States	477	00:02:53
Egypt	404	00:03:21
Jordan	297	00:03:51
United Kingdom	291	00:02:07
India	286	00:02:55
Algeria	234	00:01:26
Oman	168	00:03:34
Sudan	159	00:07:30

Visits by Language

Language	Sessions
en-us	17,781
ar	3,110
en-gb	1,649
ar-ae	876
ar-sa	475
fr	349
c	262
en	230
ar-eg	184
en_gb	83

Visits and Pageviews by Mobile (Including Tablet)

Mobile (Including Tablet)	Sessions	Pageviews
No	18,424	65,679
Yes	6,975	17,651

