

# NCEMA Web Statistics

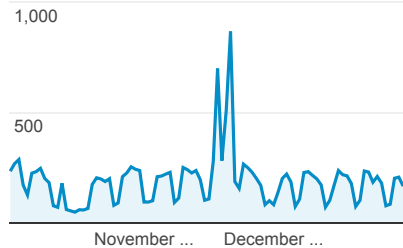
Oct 1, 2013 - Dec 31, 2013

All Sessions  
100.00%

+ Add Segment

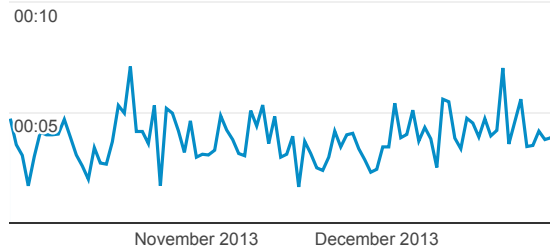
## Visits

Sessions



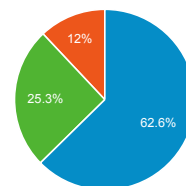
## Avg. Visit Duration

Avg. Session Duration



## Visits by Traffic Type

organic direct referral



## Visits

**17,249**

% of Total: 100.00% (17,249)



## Avg. Time on Page

**00:01:38**

Site Avg: 00:01:38 (0.00%)



## % New Visits

**67.68%**

Site Avg: 67.68% (0.00%)



## Visits by Browser

Browser	Sessions
Internet Explorer	5,680
Chrome	4,985
Safari	3,179
Firefox	1,402
Android Browser	831
BlackBerry	489
Safari (in-app)	273
Mozilla	258
Opera Mini	62
Opera	36

## Visits and Avg. Visit Duration by Country / Territory

Country / Territory	Sessions	Avg. Session Duration
United Arab Emirates	13,127	00:04:16
United States	772	00:01:25
Saudi Arabia	703	00:01:51
Egypt	313	00:02:39
India	287	00:02:04
United Kingdom	220	00:02:52
Jordan	171	00:03:41
Algeria	157	00:02:04
Kuwait	118	00:03:44
Morocco	98	00:01:23

## Visits by Language

Language	Sessions
en-us	11,982
ar	2,203
en-gb	1,025
ar-ae	491
c	367
ar-sa	356
fr	256
en	188
ar-eg	126
en_gb	53

## Visits and Pageviews by Mobile (Including Tablet)

Mobile (Including Tablet)	Sessions	Pageviews
No	12,231	44,999
Yes	5,018	12,622

