

# NCEMA Web Statistics

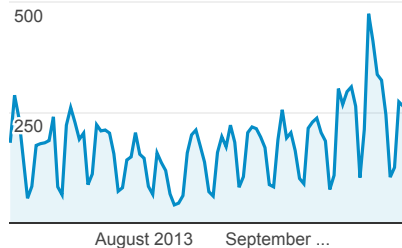
Jul 1, 2013 - Sep 30, 2013

All Sessions  
100.00%

+ Add Segment

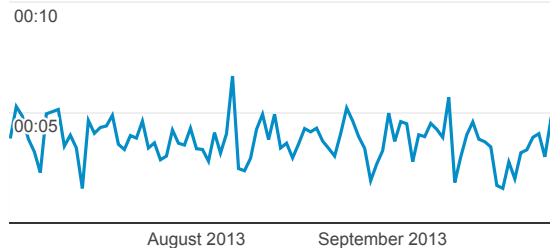
## Visits

Sessions



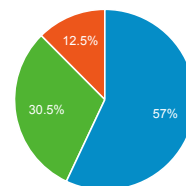
## Avg. Visit Duration

Avg. Session Duration



## Visits by Traffic Type

organic direct referral



## Visits

**16,144**

% of Total: 100.00% (16,144)



## Avg. Time on Page

**00:01:33**

Site Avg: 00:01:33 (0.00%)



## % New Visits

**64.88%**

Site Avg: 64.88% (0.00%)



## Visits by Browser

Browser	Sessions
Internet Explorer	6,062
Chrome	3,708
Safari	3,494
Firefox	1,143
Android Browser	728
BlackBerry	598
Safari (in-app)	295
Opera Mini	41
Maxthon	15
Opera	14

## Visits and Avg. Visit Duration by Country / Territory

Country / Territory	Sessions	Avg. Session Duration
United Arab Emirates	12,555	00:04:25
United States	1,298	00:00:33
Saudi Arabia	401	00:01:50
Egypt	202	00:02:20
India	191	00:02:19
United Kingdom	170	00:02:44
Jordan	146	00:03:24
Morocco	115	00:00:52
Oman	67	00:02:44
Canada	63	00:03:05

## Visits by Language

Language	Sessions
en-us	11,179
ar	1,802
c	1,053
en-gb	737
ar-sa	384
ar-ae	311
en	195
fr	152
en_gb	91
ar-eg	74

## Visits and Pageviews by Mobile (Including Tablet)

Mobile (Including Tablet)	Sessions	Pageviews
No	12,099	45,206
Yes	4,045	10,950

