

# 2011

# disasters<sup>(1)</sup> in numbers

(1): Epidemic and insect infestations not included

## Top 10

Natural disasters by number of deaths<sup>(2)</sup> - 2011

Earthquake/Tsunami, March	Japan	19 846
Tropical storm 'Sendong' (Washi), December	Philippines	1 430
Flood, January	Brazil	900
Flood, August-December	Thailand	813
Earthquake, October	Turkey	604
Flood, August-November	Pakistan	509
Storm, April	United States	350
Flood, August-November	Cambodia	247
Flood, June	China, P Rep	239
Flood, August-October	India	204

(2): Includes the reported missing persons

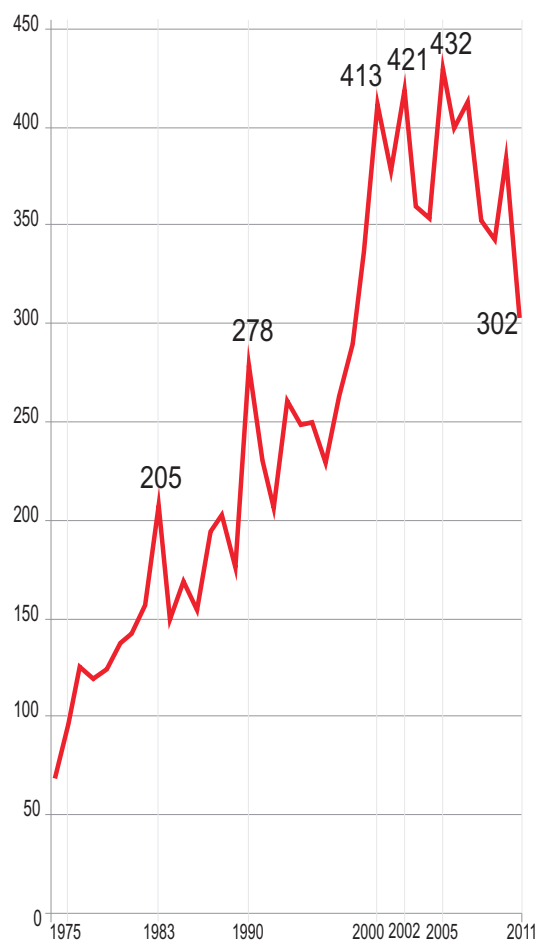
Number of reported natural disasters by country - 2011

Philippines	33
China, P Rep	21
United States	19
India	11
Indonesia	11
Mexico	10
Guatemala	7
Japan	7
Brazil	6
Bangladesh, Nigeria, Peru, Thailand, Viet Nam	5

Total killed and affected people by natural disasters per 100,000 inhabitants - 2011

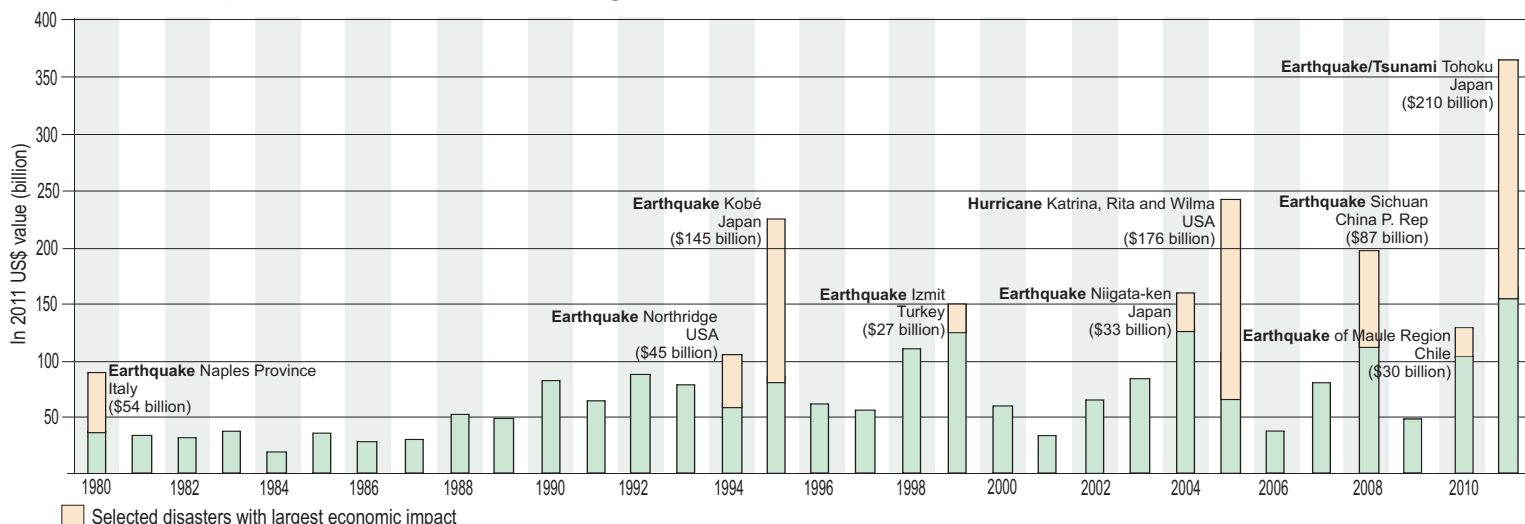
Somalia	42 868
Cambodia	23 202
Djibouti	22 533
Niger	19 605
Thailand	16 228
Philippines	12 568
Burkina Faso	12 144
Namibia	11 390
Kenya	10 850
China, P Rep	9 276

Time trend of reported natural disasters, 1975-2011<sup>(3)</sup>



(3): Natural Disasters = Country-level disasters

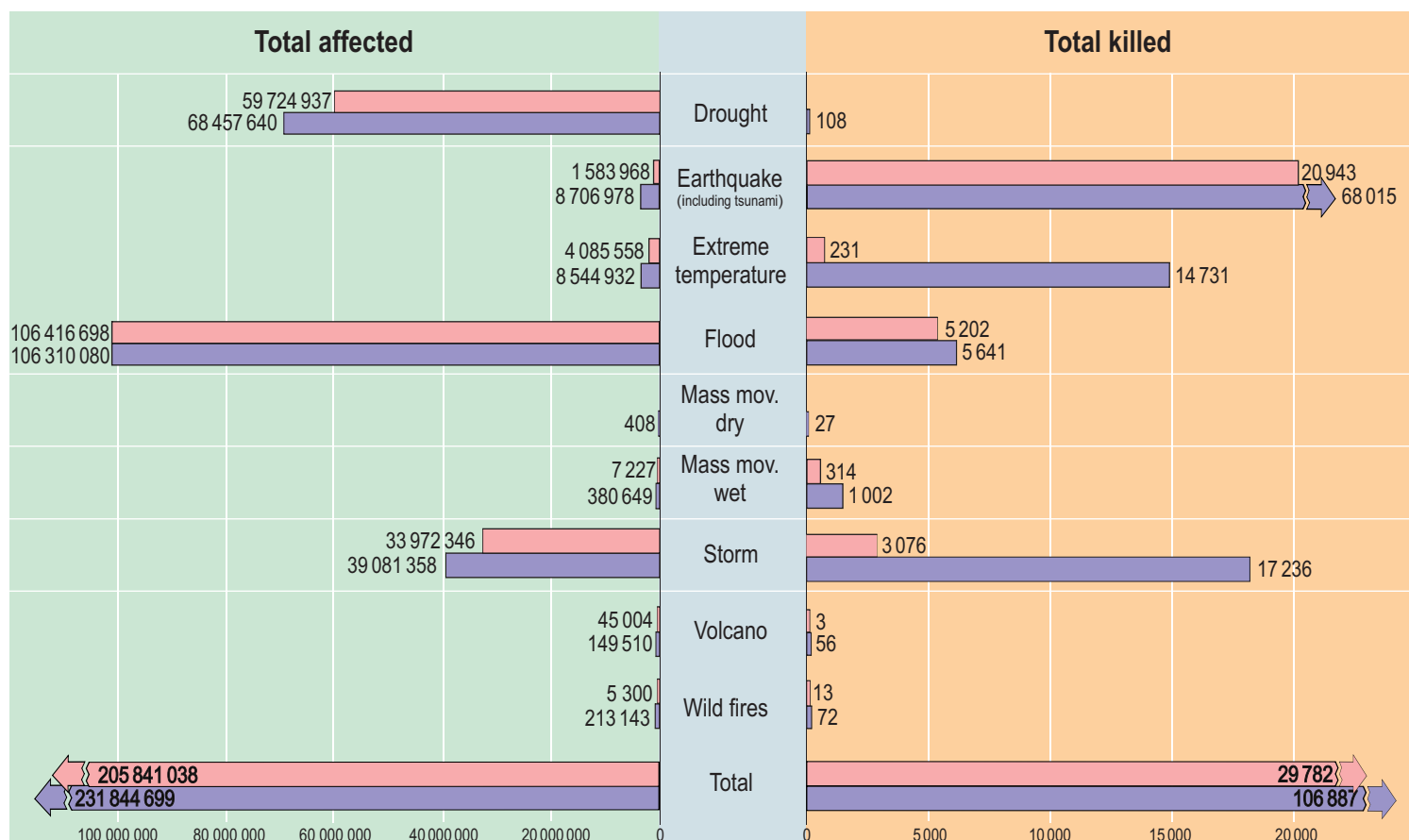
Annual reported economic damages from natural disasters: 1980-2011



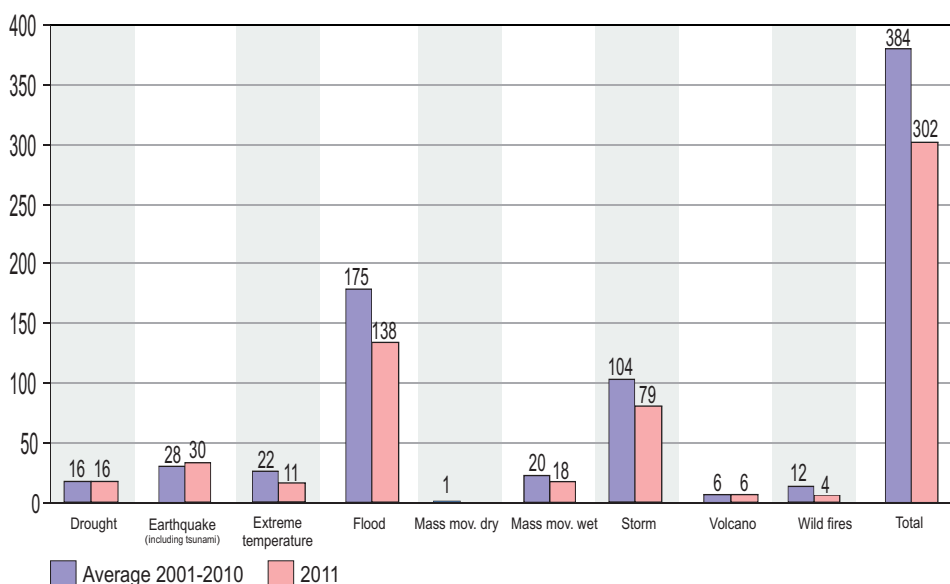
# Comparing present to past

## Human impact by disaster types

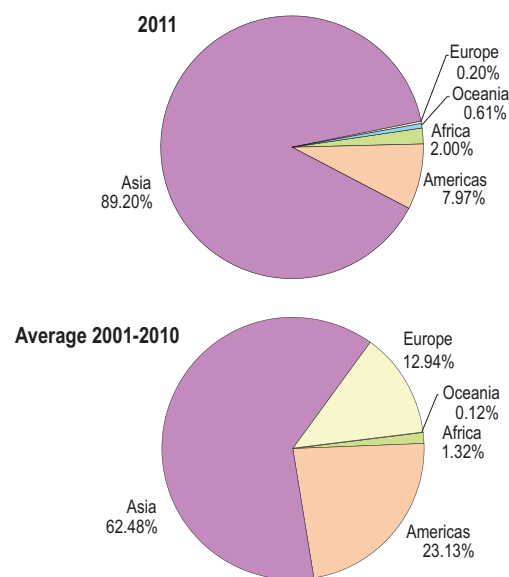
■ Average 2001-2010 ■ 2011



## Natural disaster occurrence by disaster type



## Percentage of people killed by natural disasters by region



Source of data: EM-DAT: The OFDA/CRED - International Disaster Database [www.emdat.be](http://www.emdat.be) Université catholique de Louvain Brussels - Belgium